


65 PADLOCK RANGE

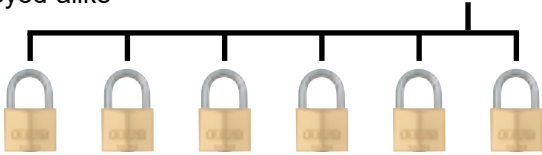
The 65 range of padlocks is very popular and comprehensive
 This lock range feature a body made from solid brass
 Internal components made from non-corrosive materials
 Double bolt locking and Nano protect hardened shackles



ABUS make their vast range easy to understand. Common elements are used in product numbers across the range including: / = Boxed keyed differ, C = Carded keyed differ, KA = Keyed Alike, MK = Master Keyed, IB = Inox (Stainless steel shackle), HB = Long Shackle, CS = Close Shackle, RK = Re-Keyable

KA

Most ABUS locks are available ex-stock keyed-alike



65CSC40

40mm brass padlock with the added advantage of a shackle guard for greater security



65CSC50

50mm brass padlock with the added advantage of a shackle guard for greater security



65MK30

Economically priced master-keyed padlock solution

30mm lock body

Master key sold separately



65MK40

Economically priced master-keyed padlock solution

40mm lock body

Master key sold separately



65MK50

Economically priced master-keyed padlock solution

50mm lock body

Master key sold separately



65C20 TWIN


2 x 20mm padlocks
keyed-alike
on a blister card



65 INOX

Excellent quality brass padlock with
increased weather resistance

Padlock with internal components
made from non-corrosive materials
and equipped with a double locking
"Stainless Steel Shackle"
40mm, 50mm & 40mm twins



65C30 TWIN

2 x 30mm padlocks
keyed-alike
on a blister card



65C40 TWIN

2 x 40mm padlocks
keyed-alike
on a blister card

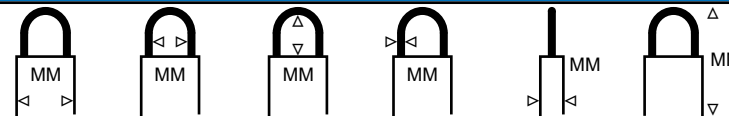


65C50 TWIN

2 x 50mm padlocks
keyed-alike
on a blister card



65 PADLOCK RANGE



	MM	MM	MM	MM	MM	MM	Silca Key Blank	ABUS Security Level
65MBC15	16	8	12	3	10	32	CS45	3
65C20	20	9	11	3.5	10	34	AB50	3
65C25	25	13	13	4	12	42	AB51	3
65C30	30	16	17	5	14	50	AB53	4
65C35	35	19	19	6	15	55	AB53	4
65C40	40	22	22	6.5	15	62	AB52	5
65C45	45	25	24	7	16	68	AB52	5
65C50	50	28	29	8	18	77	AB54	6
65C60	60	33	35	9.5	19	90	AB54	6
65HBC30X60	30	16	60	5	14	93	AB53	4
65HBC40X40	40	22	40	6.5	15	77	AB52	5
65HBC40X63	40	22	63	6.5	15	103	AB52	5
65HBC50X80	50	28	80	8	18	129	AB54	6
65CSC40	40	14	18	6.5	15	60	AB52	5
65CSC50	50	19	21	8	18	77	AB54	5
65C20TWIN	20	9	11	3.5	10	34	AB50	3
65C30TWIN	30	16	17	5	14	50	AB53	4
65C40TWIN	40	22	22	6.5	15	62	AB52	5
65C50TWIN	50	28	29	8	18	77	AB54	6
65IBC40	40	22	22	6.5	15	62	AB52	5
65IBC50	50	28	29	8	18	77	AB54	6
65IBC40TWIN	40	22	22	6.5	15	62	AB54	5
65MK30	30	16	17	5	14	50	AB53	4
65MK40	40	22	22	6.5	15	62	AB52	5
65MK50	50	28	29	8	18	77	AB54	6

64 TITALIUM

Special lock body made from TITALIUM aluminium alloy, giving excellent security with less weight

Excellent economical solution for indoor use

Precision cylinder with paracentric keyway

Double locking shackle

Chrome plated cylinder plugs

Attractive display stand with point of sale material

**TITALIUM - A new generation of padlocks**

TITALIUM™

TITALIUM padlocks from security specialists ABUS, represent a new dimension in security. Made from an innovative material, they represent high security at a significantly reduced weight.

The Titalium material is a special aluminium alloy that uniquely combines a high level of torsion with lightness.

This range is the new standard for padlocks.

With approximately 30% reduced weight compared to traditional brass padlocks and at least the same level of security, the Titalium lock series becomes a very attractive alternative.

64 TITALIUM

Silca
Key
Blank

ABUS
Security
Level

64 TITALIUM	MM	MM	MM	MM	MM	MM	Silca Key Blank	ABUS Security Level
64TIC20	20	9.5	11.5	3.5	10	34.5	AB50	3
64TIC25	25	13	13.5	4	12	41.5	AB51	3
64TIC30	30	16	17	5	13	49.5	AB53	4
64TIC35	35	18.5	20	5.5	14	55	AB53	4
64TIC40	40	22	23	6.5	14.5	62	AB52	5
64TIC45	45	25.5	24	7	15	68	AB52	5
64TIC50	50	28	29	8	17	77	AB54	6
64TIC60	60	33.5	34	9.5	19	90.5	AB54	6
64TICHB30X60	30	16	60	5	13	93	AB53	4
64TICHB40X40	40	22	40	6.5	14.5	78	AB52	5
64TICHB40X63	40	22	63	6.5	14.5	101	AB52	5
64TICHB50X80	50	28	80	8	17	128.5	AB54	6
64TIC20TWIN	20	9.5	11.5	3.5	10	34.5	AB50	3
64TIC30TWIN	30	16	17	5	13	49.5	AB53	4
64TIC40TWIN	40	22	23	6.5	14.5	62	AB52	5
64TIC40TRIPLE	40	22	23	6.5	14.5	62	AB52	5

54 TITALIUM

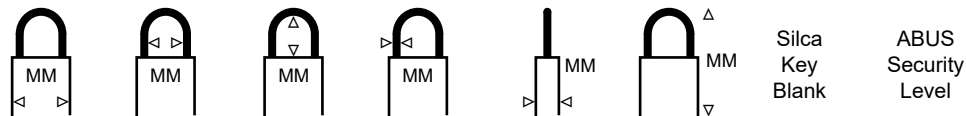
Basic padlock range

Double locking
hardened shackle

Solid Titanium lock body



54 TITALIUM



54 TITALIUM	MM	MM	MM	MM	MM	MM	Silca Key Blank	ABUS Security Level
54TIC30	30	14.5	14	5	13	45	AB15R	3
54TIC35	35	18.5	16.5	5	13	48	AB15R	3
54TIC40	40	20	21	6.5	13	60.5	AB16R	4
54TIC50	50	25	24.5	7	14	68	AB17R	5
54TICHB40X63	40	20	63	6.5	13	99	AB16R	4
54TIC40TWINPACK	40	20	21	6.5	13	60.5	AB16R	4
54TIC40TRIPLE	40	20	21	6.5	13	60.5	AB16R	4

86TIIB/45

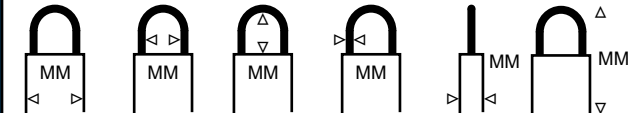
Robust padlock to take
euro half cylinder without
the need for special tools

Can be integrated into
master key systems

Stainless steel shackle



86TIIB/45 uses a 10x30 half cylinder (not included)
and has an ABUS security level of 7



46	26	32	8	27.5	96
----	----	----	---	------	----

80 TITALIUM

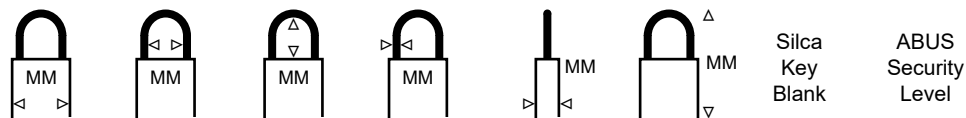
Heavy duty padlocks

6 pin paracentric
chrome plated cylinder

Double locking
Nano protect shackle



80 TITALIUM



80 TITALIUM	MM	MM	MM	MM	MM	MM	Silca Key Blank	ABUS Security Level
80TIC40	40	20	25	7	19	75	AB91	6
80TIC45	45	20	29	8	21	82	AB91	7
80TIC50	50	25	35	9.5	23	93	AB91	8
80TIC60	60	25.5	40	11.5	28	103	AB91	8
80TIC40X40	40	20	40	7	19	88	AB91	6
80TIC40X63	40	20	63	7	19	113	AB91	6

86TI/55

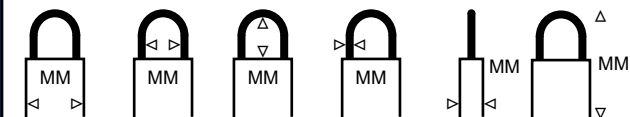
Robust padlock to take
euro half cylinder without
the need for special tools

Can be integrated into
master key systems

Nano protect shackle



86TI/55 uses a 10x30 half cylinder (not included)
and has an ABUS security level of 8



55	26.9	39.5	9.5	27.5	106
----	------	------	-----	------	-----

90RK50

Titanium Lock with stainless steel double locking shackle

Re-keyable 6 pin "Snowman" cylinder

Key retaining with integrated shackle guard



SILVER ROCK 5

Heavy zinc body padlock range

Silicone bumper prevents scratches and damage

Re-keyable

Nano protect shackle



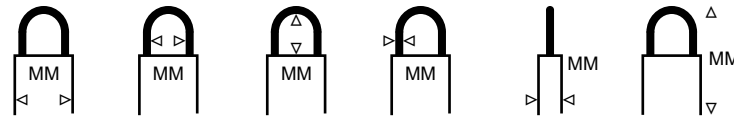
41 RANGE

This is a small range of very robust laminated padlocks with excellent corrosion protection

Cylinder is protected against drilling and pulling



ABUS



Silca Key Blank

ABUS Security Level

ABUS	50	20	22.5	9.5	23	81	Silca Key Blank	ABUS Security Level
90RK50	50	20	22.5	9.5	23	81	UL054	8
41C30	35	15	15	5	22	54	AB3	5
41C40	44	18	20	7	26	60	AB3	6
41C50	53	23	25	9	29	75	AB3	7
5C40	42	22	25	6.5	20	65	AB52	5
5C40HB40	42	22	40	6.5	20	77	AB52	5
5C40HB63	42	22	63	6.5	20	100	AB52	5
5C45	47	25	32.5	7	21	79	AB52	6
5C50	52	28	38	8	23	89	AB54	7
5C50HB80	52	28	80	8	23	130	AB54	7
5C55	57	30	37	8.5	26	94	AB54	7

55 RANGE

Economy range of brass body padlocks

Manufactured by ABUS with double locking shackle and paracentric keyway



BKW


Chain attachment set for padlocks 40mm to 60mm
Supplied with selection of shackle brackets (padlock not included)



85 "0" BITTED

These padlocks can be built with many shackle variations

In 30, 40, 50 & 60mm
(right hand profile only)



85 PINNING KIT

Service kit for 85 series "0" bitted locks 30mm - 60mm

Included are top, bottom, plug and shackle pins along with springs for all sizes



85 RANGE

This range is the professional range from ABUS

It can be made up to suit a sample key using "0" bitted padlocks

It can be master-keyed, keyed-alike, stainless shackle, brass shackle, standard or long shackle

It is manufactured to the highest quality and the inner components are made from non corrosive high quality materials



70IBC45

45mm padlock with stainless shackle

Plastic jacket

Keyway and shackle also feature added weather protection



70IBC50

50mm padlock with stainless shackle

Plastic jacket

Keyway and shackle also feature added weather protection



72HB40X40

As 72 range but with 40mm long shackle

Also in 7 colours

Can be engraved

Can be re-keyed



T84 RANGE

Brass shackle and body

Protective black bumper

Ideal outdoor lock
3 sizes - 20mm, 30mm
40mm
Available KA also



74HB40X75

As 74 range but with 75mm long shackle

Also in 9 colours

Supplied with 1 key only



T84 COLOUR

This 40mm padlock comes in 5 colours
Ideal for lock out hasps

It has a brass shackle which makes it suitable for chemical companies
Available KA also



84IB/30HB30

30mm chrome plated brass padlock with 30mm long stainless steel shackle



84IB/40HB40

40mm chrome plated brass padlock with 40mm long stainless steel shackle



35/55

55mm ABUS Platinum

ABUS Plus security key



72 RANGE

This 40mm rekeyable padlock comes in 7 colours
Ideal for lockout hasps

Corrosion resistant
coloured aluminium
lock body



74 RANGE

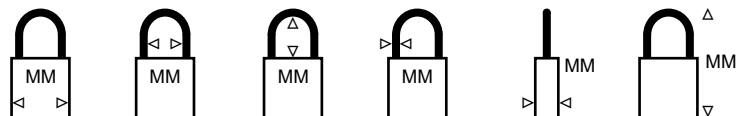
Safety lockout 40mm padlock is available in 9 colours, fully electrically insulated

KD, KA or MK versions

Supplied with 1 key only



SAFETY FIRST



Silca
Key
Blank

ABUS
Security
Level

	MM	MM	MM	MM	MM	MM		
84IB/30HB30	28.5	14.5	30	4.5	12.5	64	AB2R	3
84IB/40HB40	40	20.5	40	6	13	78.5	AB3R	4
70IBC45	49	20	24	8	28	68	AB52	5
70IBC50	55	23	26	9	30	80	AB52	6
T84MBC20	22	10	10	4	12	33	CS12R	2
T84MBC30	32	14	14	5	15	44	CS5	3
T84MBC40	43	20	21	7	17	59	AB18	4
72/40	39	20	27	6.5	19	74	AB3	6
72HB40X40	39	20	39	6.5	19	86	AB3	6
74/40	40	19	38	6.5	20	90	AB3	6
74/40HB75	40	19	75	6.5	20	126	AB3	6

LOCKOUTHASP25

Padlock hasp used for "lock out" safety situations

Use with 40mm padlocks which are normally KD and not KA



155C20 COLOUR

20mm 3 wheel
combination padlock

Carded

Resettable combination

6 bright colours

**155C30 COLOUR**

30mm 3 wheel
combination padlock

Carded

Resettable combination

6 bright colours

**145C20 COLOUR**

20mm 3 wheel
combination locks

In 9 bright colours

Perfect size for luggage

Resettable combination

**145C30 COLOUR**

30mm 3 wheel
combination locks


In 9 bright colours

Perfect size for lockers


Resettable combination



155C20
 20mm 3 wheel combination padlock
 Carded
 Resettable combination
 Silver / black




155C30
 30mm 3 wheel combination padlock
 Carded
 Resettable combination
 Silver / black




155/30
 30mm 3 wheel combination padlock
 Supplied loose as a more economical solution
 Resettable combination



165C20
 20mm 3 wheel brass combination padlock
 Carded
 Resettable combination




165C30
 30mm 3 wheel brass combination padlock
 Carded
 Resettable combination




165C40
 40mm 4 wheel brass combination padlock
 Carded
 Resettable combination


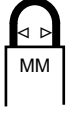
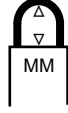
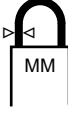




180IBC50
 Heavy duty 50mm weather resistant lock with stainless shackle
 Resettable combination
 Special protection against manipulation



180IBHBC50X63
 Heavy duty long shackle 50mm weather resistant lock stainless steel shackle
 Special protection against manipulation



ABUS							Silca Key Blank	ABUS Security Level
155C20	20	9	13	3	14	54	-	3
155C30	34	14	19	5	16	80	-	3
145C20	22.5	9	22	3	13.5	65	-	3
145C30	31.5	14	26	5	15.5	60	-	3
155/30	34	14	19	5	16	80	-	3
165C20	23	9	22	3	14	53	-	2
165C30	32	14	25	5	16	65	-	3
165C40	42	22	27	6	17	77	-	4
180IBC50	53	25	25	8	25	113	-	5
180IBHBC50X63	53	25	63	8	25	151	-	5

158C40

40mm solid body made from die cast zinc

Double bolted 6mm hardened shackle for added security

Resettable 3 wheel combination



158C50

50mm solid body made from die cast zinc

Double bolted 8mm hardened shackle for added security

Resettable 4 wheel combination



158C65

65mm solid body made from die cast zinc

Double bolted 10mm hardened shackle for added security

Resettable 5 wheel combination



158HBC50X50

50mm solid body made from die cast zinc

Double bolted 8mm hardened long shackle for added security

Resettable 4 wheel combination



158CSC50

50mm solid body made from die cast zinc

Double bolted 8mm hardened close shackle for added security

Resettable 4 wheel combination



158CSC65

65mm solid body made from die cast zinc

Double bolted 10mm hardened close shackle for added security

Resettable 5 wheel combination



160C40

40mm 3 wheel security combination padlock with hardened shackle

High polish chrome finish

Resettable combination



147C30TSA

30mm 3 wheel combination padlock

TSA compliant for travel to the USA

Resettable Combination Carded



78MK507

3 digit code traditional dial combination lock with over-ride master key (sold separately)

Great value product

Ideal for school lockers



160C50

50mm 4 wheel security combination padlock with hardened shackle

High polish chrome finish

Resettable combination



78C50

3 digit code traditional dial combination lock

Fixed code

High protection against manipulation



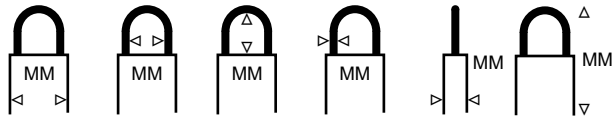
787

Solid metal housing

Locking metal cover made from zinc die-cast

4 dial combination

Fixing screws included



80 - - 45 120

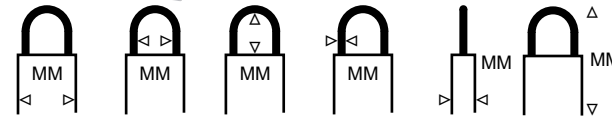
787 BIG

Solid metal housing

Locking metal cover made from zinc die-cast

4 dial combination

Extra deep body



83 - - 62 120

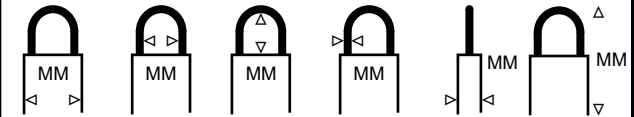
767

Solid metal housing

Locking metal cover made from zinc die-cast

Push button combination

Fixing screws included



82 - - 46 120

158KC45

Master-keyed 4 wheel combination lock with security over-ride key (sold separately)

45mm body

Lost code can be reset

Ideal for school lockers



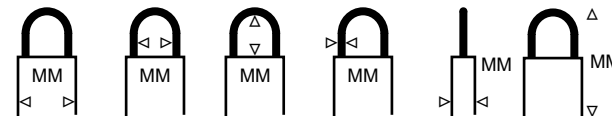
797

Solid metal housing

Locking metal cover made from zinc die-cast

4 dial combination

Plastic coated shackle



85 35 49 10.5 46 180

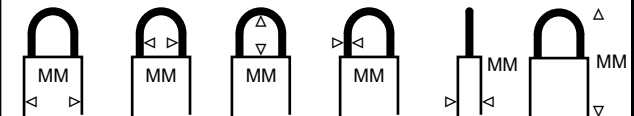
777

Solid metal housing

Locking metal cover made from zinc die-cast

Push button combination

Plastic coated shackle



84 36 48 9.5 45 175

Every padlock on pages 14 and 15 can be keyed alike or masterkeyed to any other. They all use a standard 85K50 R profile key (Silca AB1). This profile is also used with E50N euro profile cylinders and standard brass padlocks 85 range in 50mm or 60mm.

To further enhance security these padlocks accept Pfaffenhain inserts to incorporate into restricted or larger masterkey suites.



Half cylinder Snowman insert Scandinavian oval

83AL40

High quality aluminium lock body built to take snowman insert (not included)

Can be key retaining or non key retaining

Easily engraved colour body 40mm (6 colours)



83AL45

High quality aluminium lock body built to take snowman insert (not included)

Can be key retaining or non key retaining

Easily engraved colour body 45mm (7 colours)



83WP/53

Heavy duty lock with removable snowman 5 pin cylinder

Durable weather cover with drainage system

Nano protect shackle



83WPCS/53

Heavy duty lock with removable snowman 5 pin cylinder

Durable weather cover with drainage system

Nano protect close shackle



83WP/63

Heavy duty lock with removable snowman 6 pin cylinder

Durable weather cover with drainage system

Nano protect shackle



83/45

Solid brass 45mm lock body

Removable snowman cylinder insert

Can be easily re-keyed

Range of shackle sizes available in brass, stainless steel or hardened steel

Can be converted from key retaining to non key retaining and vice versa within seconds



83/50

Solid brass chrome plated 50mm lock body

Removable snowman cylinder insert



83/55

Steel body with shackle made from hardened steel

55mm body

Nano protected shackle for extreme corrosion resistance



83WPIBC53

Fully weather protected padlock with shackle seals and cylinder cover to protect from ingress of water

Stainless steel shackle

Removable snowman cylinder insert



83CS50

Brass body

Shackle made from hardened steel

Available with or without snowman cylinder insert



83CS55

Steel body with shackle made from hardened steel

55mm body

Nano protected shackle for extreme corrosion resistance

Available with or without snowman cylinder insert

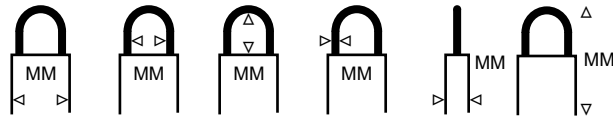


83/60

Body and shackle made from hardened steel and Nano protected for extreme corrosion resistance

Takes a Scandinavian oval cylinder not included

CEN-class 4 body



60 25 38 11 28 105

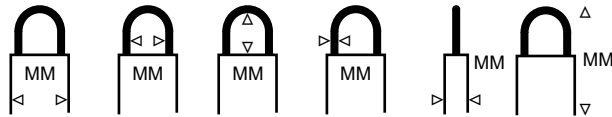
83/60HB63

Body and shackle made from hardened steel and Nano protected for extreme corrosion resistance

60mm long shackle

Takes a Scandinavian oval cylinder not included

CEN-class 4 body



60 25 60 11 28 128

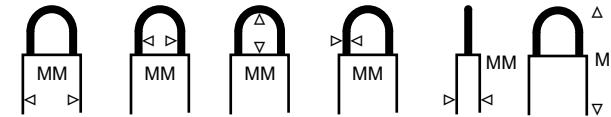
37ST/55

Padlock with body and shackle made of stainless steel

ABUS-Plus disc cylinder providing highest protection against manipulation

Inner components made of non-corrosive materials

2 keys, 1 with LED light



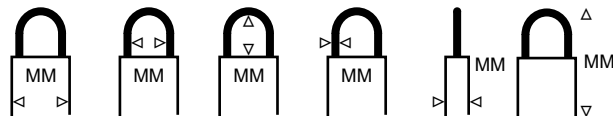
62 26 26 12 31 85

83/80

Body and shackle made from hardened steel and Nano protected for extreme corrosion resistance

Takes a Scandinavian oval cylinder not included

CEN-class 5 body



80 40 40 15 33 112

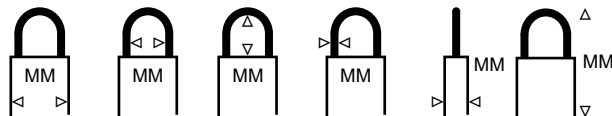
83/80HB80

Body and shackle made from hardened steel and Nano protected for extreme corrosion resistance

80mm long shackle

Takes a Scandinavian oval cylinder not included

CEN-class 5 body



80 40 80 15 33 162

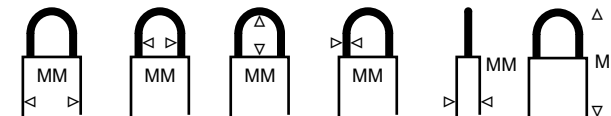
83/80HB100

Body and shackle made from hardened steel and Nano protected for extreme corrosion resistance

100mm long shackle

Takes a Scandinavian oval cylinder not included

CEN-class 5 body



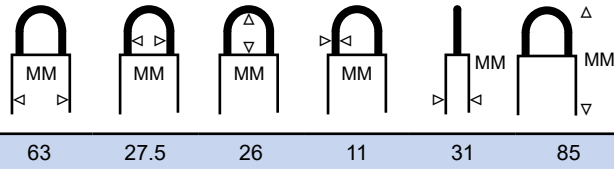
80 40 100 15 33 182

37C55

Open shackle 55mm
ABUS Plus security lock

Body and shackle made from hardened alloy steel

2 keys, 1 with LED torch

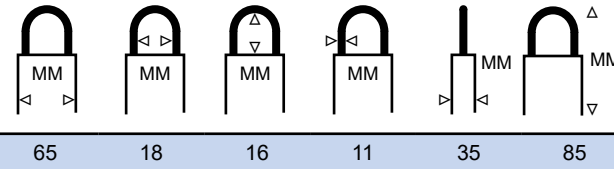


37/60

ABUS Plus security
60mm lock with
removable shackle

High degree of corrosion
resistance

Shackle guard protects
shackle from attack

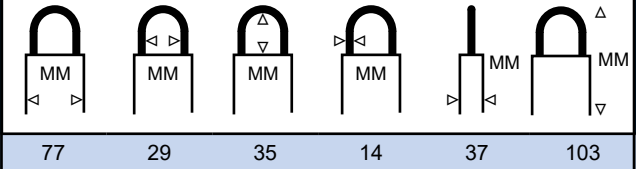


37RK70

Open shackle 70mm
high security lock

Body and shackle made from hardened alloy steel

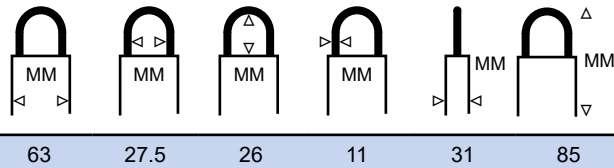
Can be re-keyed



37RK55

Open shackle re-keyable
55mm lock
ABUS Plus security lock

Body and shackle made from hardened alloy steel
2 keys, 1 with LED torch

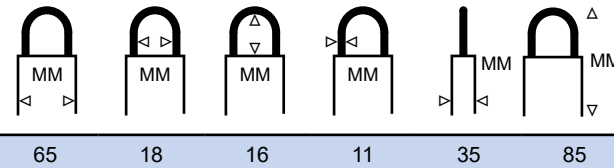


37RK60

Re-keyable security
60mm lock with
removable shackle

High degree of corrosion
resistance

Shackle guard protects
shackle from attack

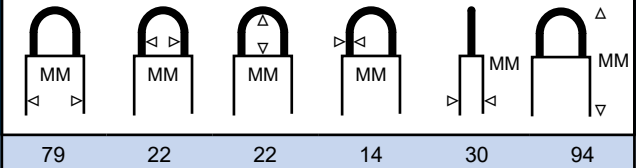


37RK80

Re-keyable maximum
security 80mm padlock
with removable shackle

High degree of corrosion
resistance

Extremely high number of
key differs



220/70

Stainless steel body
hardened shackle
70mm Diskus lock

Entry level Diskus

Supplied boxed
Silca key blank AB18

**23C70**

Hardened steel shackle
key retaining 70mm
Diskus lock from ABUS

Security with an
economical price

Silca key blank AB2

**20C70**

Stainless steel body
hardened shackle
70mm Diskus lock

ABUS Plus key

Silca key blank AB38P

**24IBC50**

50mm lock with inner
components and
shackle made from
stainless steel for
extreme corrosion
resistance

Silca key blank AB2

**24IBC60**

60mm lock with inner
components and
shackle made from
stainless steel for
extreme corrosion
resistance

Silca key blank AB2

**24IBC70**

70mm lock with inner
components and
shackle made from
stainless steel for
extreme corrosion
resistance

Silca key blank AB2

**26C70**

70mm stainless body
Diskus with hardened
shackle

Added drill protection on
the key retaining cylinder

Silca key blank AB3

**26C80**

80mm stainless body
Diskus with hardened
shackle

Added drill protection on
the key retaining cylinder

Silca key blank AB3

**26/90**

90mm stainless body
Diskus with hardened
shackle

Added drill protection on
the key retaining cylinder

Silca key blank AB3

**24RK70**

Re-keyable key
retaining 70mm
Diskus lock

Can be keyed up to
other KA suites or to
make up random KA
situations

**140C120**

Diskus hasp

Stainless steel
with a hardened staple

Designed to be used with
Diskus locks



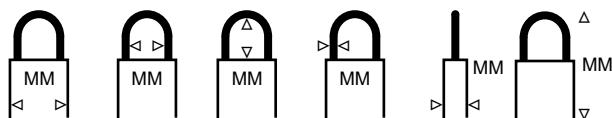
82C63

63mm Monoblock lock

Self locking hardened shackle with Nano protect plating

Hardened insert pin to protect the narrow side of the lock from cutting

Silca key blank AB3



63 19 14 10 17 45

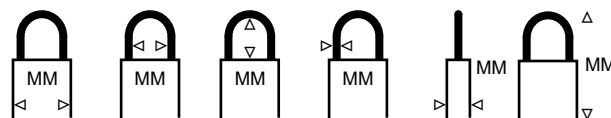
82C70

70mm Monoblock lock

Self locking hardened shackle with Nano protect plating

Hardened insert pin to protect the narrow side of the lock from cutting

Silca key blank AB3



70 22 13 12 18 50

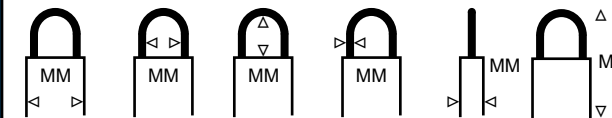
82C90

90mm Monoblock lock

Self locking hardened shackle with Nano protect plating

Hardened insert pin to protect the narrow side of the lock from cutting

Silca key blank AB1



90 35 17 12 20 60


82TIC70

70mm Titanium Monoblock lock

Robust and economical

Self locking shackle with Nano protect plating

Silca key blank AB3



70 22 13 12 18 50

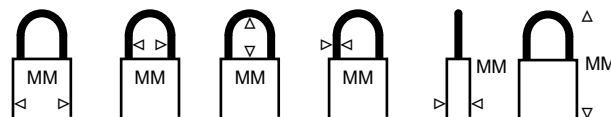
92C65

65mm Monoblock lock with steel jacket

Key retaining

Shackle made from hardened steel with Nano protect plating

Silca key blank AB3



67 33 14 10 28 58

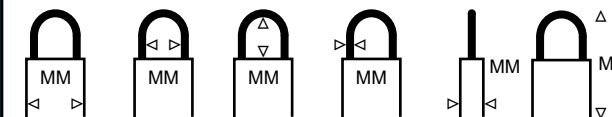
92C80

78mm Monoblock lock with steel jacket

Key retaining

Shackle made from hardened steel with Nano protect plating

Silca key blank AB1



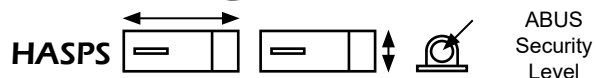
78 37 17 12 30 65

200 RANGE

Light duty hasp with hardened staple

Corrosion protected

Hidden fixing screws



200C75	75	29	9	2
200C95	95	39	13.4	2
200C115	115	47	13.4	2
200C135	135	47	13.4	2
200C155	155	47	13.4	2

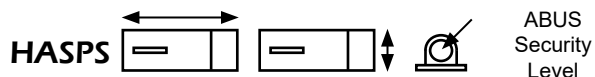
100 RANGE

Medium duty hasp

Corrosion protected

Hidden fixing screws

Concealed fixings and hinge pin



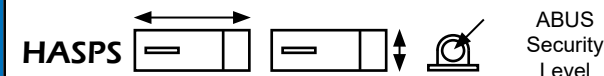

100C60	60	20	7	4
100C80	80	27	9	4
100C100	100	35	10	4

100DG RANGE

Medium duty hasp with an extra link for corners or uneven surfaces

Corrosion protected

Concealed fixings and hinge pin



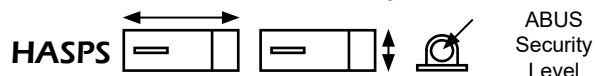
100DGC80	125	27	9	4
100DGC100	160	35	10	4

110 RANGE

Heavy duty hasp with tough steel construction

Hinge pin and screws are protected

Extra link for corners or uneven surfaces



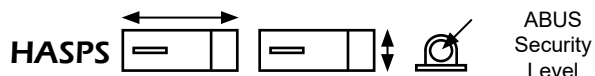

110C155	155	45	12.2	8
110C195	195	45	12.2	8
110C230	230	45	12.2	8

300 RANGE

ABUS locking bolt

Hardened padlock loop

3 sizes



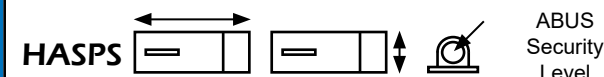
300C100	100	39	9.3	6
300C120	120	46	10.5	6
300C140	140	54	13	6

115 RANGE

Hardened locking eyes sold in pairs boxed

For padlocks with shackles up to 12mm

Made from 5mm hardened steel

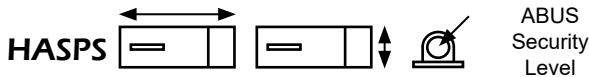


115/100	100	45	14	6
---------	-----	----	----	---

140C120

Diskus hasp made from stainless steel with a hardened staple

Hinge pins and screws protected against attack



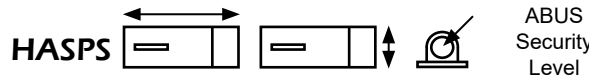
140C120	120	56	12.5	8
---------	-----	----	------	---

140C190

Diskus hasp made from stainless steel with a hardened staple

Hinge pins and screws protected against attack

Extra link for corners or uneven surfaces



140C190	190	56	12.5	8
---------	-----	----	------	---

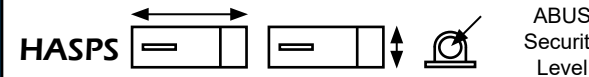
141C200+26/70

Universal hasp with integrated Diskus padlock

Ideal for hinged van doors or non rebated gates and doors



White powder coated and extremely corrosion resistant

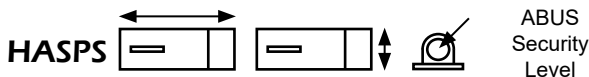


VAN	222	87.3	13.4	8
-----	-----	------	------	---

125C150

Heavy duty hasp featuring a hardened staple and extra strong hinge

Complete with coach bolts and back plates




125C150	150	60	15	9
---------	-----	----	----	---

130B180

Tough malleable iron hasp with hardened staple

Hidden fixings

With anchor plate



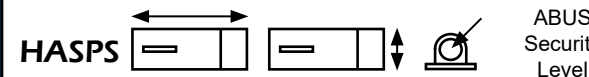
130B180	180	78	13.3	10
---------	-----	----	------	----

141C200+26/70BK

Universal hasp with integrated Diskus padlock

Ideal for hinged van doors or non rebated gates and doors

Black powder coated and extremely corrosion resistant



VAN	222	87.3	13.4	8
-----	-----	------	------	---

2110W

Rim mounted deadlock 60mm backset

Precision 5 pin cylinder

White finish with satin chrome cylinder

Complete with packer pieces to suit rebated door

For PVC or timber doors

**2110S**

Rim mounted deadlock 60mm backset

Precision 5 pin cylinder

Silver finish with satin chrome cylinder

Complete with packer pieces to suit rebated door

For PVC or timber doors

**2110B**


Rim mounted deadlock 60mm backset

Precision 5 pin cylinder

Brown finish with satin chrome cylinder

Complete with packer pieces to suit rebated door

For PVC or timber doors

**2130W**

Rim mounted deadlock with doorguard limiter

60mm backset

Precision 5 pin cylinder

White finish with satin chrome cylinder

Complete with packer pieces to suit rebated door

For PVC or timber doors

**2130S**

Rim mounted deadlock with doorguard limiter

60mm backset

Precision 5 pin cylinder

Silver finish with satin chrome cylinder

Complete with packer pieces to suit rebated door

For PVC or timber doors

**2130B**

Rim mounted deadlock with doorguard limiter

60mm backset

Precision 5 pin cylinder

Brown finish with satin chrome cylinder

Complete with packer pieces to suit rebated door

For PVC or timber doors



3010

Sliding bolt locking
for internal doors

White

Suits PVC or wood

Complete with packing
pieces for rebated doors



3010BC

Sliding bolt locking
for internal doors

Brown

Suits PVC or wood

Complete with packing
pieces for rebated doors



SR30BC

Brown sliding bolt non
locking for internal doors

Suits PVC or wood

Complete with packing
pieces for rebated doors



SR30WC

White sliding bolt non
locking for internal doors

Suits PVC or wood

Complete with packing
pieces for rebated doors



FTS88W

Top quality narrow style
rim lock for PVC
windows or doors

Strong double hook bolt
mechanism

White or brown

Supplied with packer
pieces for rebate doors



FTS99W

Heavy duty ancillary lock
for PVC window or door

Key operated

With green/red window
to indicate open/closed

Slam shut



FTS106

Combination window or
door ancillary lock for
PVC

Heavy duty



1200N

200° wide angle lens

Economy viewer boxed

Satin chrome finish

For doors 35-55mm bore 14mm



1200G

200° wide angle lens

Economy viewer boxed

Brass finish

For doors 35-55mm bore 14mm



2160NC

160° door viewer
on display card

Chrome finish

For doors 35-55mm bore 12mm



2200SC

200° wide angle lens

Premium viewer
on display card

Satin chrome finish

For doors 35-55mm bore 14mm



2200CG

200° wide angle lens

Premium viewer
on display card

Brass finish

For doors 35-55mm bore 14mm



2300CG

200° wide angle lens

Premium viewer
with cover cap inside

Brass finish

For doors 35-55mm bore 14mm



2200EXT

Extension piece for 14mm
2200 viewers

Extension adds 10mm but
reduces wide angle view



TAS82

Hinge bolts

2 pairs per card

14mm diameter



RR25

Heavy duty
euro operated
mortice sashlock

92mm handle offset

25mm backset



SK69N

Door chain chrome finish

Welded chain

Sliding rail with built in spring to
prevent accidental opening by
children



SK69M

Door chain brass finish

Welded chain

Sliding rail with built in spring to
prevent accidental opening by
children



ASSPZ

Rim mounted 60mm backset euro double throw dead lock

Galvanised

Suitable for sheds and side gates



RS306F1

6mm aluminium anodized security escutcheon concealed fixing
Supplied 1 piece carded

Used to protect euro cylinders

Designed to be fitted externally



RS306F2

6mm silver anodized finish security escutcheon concealed fixing
Supplied 1 piece carded

Used to protect euro cylinders

Designed to be fitted externally



PF50R SR02

Stainless steel protective escutcheon

Prevents dust, snow and water entering into euro cylinders



RS309F1

9mm aluminium anodized security escutcheon concealed fixing
Supplied 1 piece carded

Used to protect euro cylinders

Designed to be fitted externally



RS309F2

9mm silver anodized finish security escutcheon concealed fixing
Supplied 1 piece carded

Used to protect euro cylinders

Designed to be fitted externally



RR30

Heavy duty euro operated mortice sashlock

92mm handle offset

30mm backset



RR35

Heavy duty euro operated mortice sashlock

92mm handle offset

35mm backset



RR40

Heavy duty euro operated mortice sashlock

92mm handle offset

40mm backset



C42N-21X21C

High quality
3 pin 21mm x 21mm
key / key euro cylinder

With 3 keys

Ideal for narrow sliding
aluminium doors



PF391KH-1031

Half euro thumb turn

Many sizes in stock

Ideal for where lock is
operated from inside only



E50N HALF

High quality 5 pin ABUS half cylinder

With 3 keys

Indexable multi position cam

Silca key blank AB1



E50N KEY-KEY

High quality 5 pin
key / key
ABUS euro cylinder

On blister card

With 3 keys

Silca key
blank AB1



E50N PRO-SNAP

High quality 5 pin pro-snap ABUS euro cylinder

Supplied loose

With 3 keys

Silca key
blank AB1



E50N30/10	30mm x 30mm boxed
E50N30/10C	30mm x 30mm blister card
E50N35/10	35mm x 10mm blister

KE50N KEY-THUMB

High quality 5 pin
key / thumb turn
ABUS euro cylinder

With 3 keys

Silca key blank AB1



KE50NZ30/K30	30mm x 30mm boxed
KE50NZ30/K30C	30mm x 30mm blister card
KE50NZ35/K35	35mm x 35mm blister card

E50N28/34C	28mm x 34mm key / key
E50N30/30C	30mm x 30mm key / key
E50N30/35C	30mm x 35mm key / key
E50N30/40C	30mm x 40mm key / key
E50N30/45C	30mm x 45mm key / key
E50N30/50C	30mm x 50mm key / key
E50N35/35C	35mm x 35mm key / key
E50N35/45C	35mm x 45mm key / key
E50N35/50C	35mm x 50mm key / key
E50N35/55C	35mm x 55mm key / key
E50N40/40C	40mm x 40mm key / key
E50N40/45C	40mm x 45mm key / key
E50N40/50C	40mm x 50mm key / key
E50N45/45C	45mm x 45mm key / key
E50N40/50C	40mm x 50mm key / key

E50N28/34PS	28mm x 34mm key / key
E50N30/30PS	30mm x 30mm key / key
E50N30/35PS	30mm x 35mm key / key
E50N30/40PS	30mm x 40mm key / key
E50N30/45PS	30mm x 45mm key / key
E50N30/50PS	30mm x 50mm key / key
E50N35/35PS	35mm x 35mm key / key
E50N35/45PS	35mm x 45mm key / key
E50N35/50PS	35mm x 50mm key / key
E50N35/55PS	35mm x 55mm key / key
E50N40/40PS	40mm x 40mm key / key
E50N40/45PS	40mm x 45mm key / key
E50N40/50PS	40mm x 50mm key / key
E50N45/45PS	45mm x 45mm key / key
E50N40/50PS	40mm x 50mm key / key
KE50NZ30/K30PS	30mm x 30mm key / thumb turn
KE50NZ35/K35PS	35mm x 35mm key / thumb turn

D6PSN KEY-KEY

High quality 6 pin ABUS euro cylinder

Key-key

With 5 keys

Silca key blank AB48

Pro-Snap as standard

Supplied with security card

On blister Card



D6PSN10/30C	10mm x 30mm key / key
D6PSN30/30C	30mm x 30mm key / key
D6PSN30/35C	30mm x 35mm key / key
D6PSN30/40C	30mm x 40mm key / key
D6PSN35/35C	35mm x 35mm key / key
D6PSN35/40C	35mm x 40mm key / key
D6PSN35/45C	35mm x 45mm key / key
D6PSN40/40C	40mm x 40mm key / key
D6PSN40/45C	40mm x 45mm key / key
D6PSN40/50C	40mm x 50mm key / key
D6PSN45/45C	45mm x 45mm key / key

KD6PSN KEY-THUMB

High quality 6 pin ABUS euro cylinder

Key-thumbturn

With 5 keys

Silca key blank AB48

Pro-Snap as standard

Supplied with security card

On blister Card



KD6PSN30/30C	30mm x 30mm key / thumbturn
KD6PSN30/35C	30mm x 35mm key / thumbturn
KD6PSN30/40C	30mm x 40mm key / thumbturn
KD6PSN40/40C	40mm x 40mm key / thumbturn

ATK 3 STAR

Anti-attack key thumbturn cylinders

3 star British kitemark

SS312 Sold Secure Diamond Grade


Secure snap

Pick, drill & bump resistant

Dual colour polished chrome with brass core

Supplied with 3 keys non blister card

Key blank ATK KEY BLANK



ATK3030TT	30mm x 30mm key / thumbturn
ATK4737TT	47mm x 37mm key / thumbturn
ATK3747TT	37mm x 47mm key / thumbturn
ATK7345TT	73mm x 45mm key / thumbturn
ATK4573TT	45mm x 73mm key / thumbturn
ATK3535TT	35mm x 35mm key / thumbturn

ABUS PFAFFENHAIN

This range of cylinders provides a complete cylinder solution for locksmiths and security centres

A diverse range of cylinders to suit every variety of applications

This product suits simple single cylinder jobs to mid-sized keyed alike situations but where this product excels is large master keyed systems

Restricted and patented cylinders

Fire rated cylinders

Supplied in service (bitted) or complete with keys and security card

Many finishes, sizes and models in the range

PROFILES

Cylinders can be supplied as a unique profile for Ireland in many variations

Standard paracentric



Z profile paracentric patented



Y profile paracentric patented



W profile paracentric



WL profile paracentric patented



Zolit profile paracentric patented



PF410

Key key cylinder

Can be made with emergency function, this is where the cylinder can be operated from outside even if a key is left inside



PF430

Key thumbturn cylinder

Can be Pro-Snap, 5 or 6 pin, master keyed, keyed alike, any profile, extra drill protection, class room version, anti-bump also gold plated if required



PADLOCKS

Full range of compatible padlocks from the ABUS range




ZOLIT

Zolit™ is the latest paracentric patented profile from ABUS Pfaffenhain

6 pin locking system with vertical key insertion

Patent protection until 2034
Unlimited trademark protection



Technical key duplication protection using Intop pin
Fire resistant certified



PF452

Half cylinder with indexable cam

(Cam can be moved to any of 8 positions)

This cylinder suits ABUS 86TI/55 & 86TIIB/45



PF480

50mm chrome plated padlock

with 28mm standard shackle clearance

Long shackle versions in 48mm, 64mm and 80mm



492-VHS83

Cylinder insert for ABUS 83 range padlocks



PF456-H24

Camlock to compliment the range

Various cam sizes and shapes
Rosettes and receivers ordered seperately



TOOLS

A full range of tools, pinning kits, spare parts, pins and components may be ordered to enhance your service to the end user



PF457-2

Scandinavian oval cylinder external

Used in ABUS rock 60mm & 80mm padlocks

Internal version PF457-1



PF453

Small tubular safe under any ABUS Pfaffenhain profile



PRO-SNAP

Pro-Snap can be added to most cylinders as an option



PF454

UK rim cylinder 29.6mm to suit 32mm holes

Supplied with solid brass rose



PF417

UK oval key key

Key thumbturn version PF437



LOCKING INSERT

Various cylinder options can be supplied to suit different applications



PF396

Half thumbturn cylinder

Used at the rear of a house so as outside cannot be attacked



PF391

Indicating cylinder for toilet / dressing room

